


DRIFTWOOD SET UP FOR SUNRISE/JEWEL/SUPER AND LAGOON.



LUG

ALL PIECES MARKED UNDERNEATH WITH A LETTER

LEFT


MAIN MATRIX (A) FITS AT REAR OF BURNER AS SHOWN, BEHIND THE TABS OF MATRIX BRACKET.

FRONT BASE (B) FITS AS SHOWN ENSURING BOTTOM IN CHANNEL OF MAIN BURNER WITH CUT OUTS OVER SCREWS

FRONT AND BACK ARE ALIGNED WHEN


RIGHT

WITH MATRIX AND FRONT BASE FITTED PIECE (C). IS FITTED TO THE LEFT HAND SIDE, THE FRONT BASE HAS A LUG AND THE UNDERSIDE OF (C) HAS A SLOT, THE (C) PULLS FORWARD AS FAR AS POSSIBLE TO TOUCH THE FRONT OF THE BASE AS SHOWN, THE REAR HAS A GROOVE CUT AT THE BACK AND THE MATRIX CAN BE MOVED SLIGHTLY SO (C) FALLS IN AND HAS CORRECT POSITIONING, THIS PROCESS ENABLES THE REAR MATRIX THE FRONT MATRIX AND DRIFTWOOD (C) TO ENSURE ALL OTHER PIECES ALIGN CORRECTLY.



LEFT

DRIFTWOOD (D) IS FITTED WITH TWO POINTS AS SHOWN FULLY FORWARD AND AS CLOSE TO PIECE (C) AS POSSIBLE THE PIECE WILL JUST SIT LYING ON THE PILLAR OF THE REAR MATRIX AND WILL BE TWISTED TO THE RIGHT AS MUCH AS POSSIBLE AND FIRMLY POSITIONED.




ABOVE

PIECE (F) SITS TO THE RIGHT OF (E) INTO SHAPE OF SLOT MATCHING SHAPE OF DRIFTWOOD PIECE (F), THE REAR OF THE PIECE (F) SLOTS INTO INDENTATION ON REAR MATRIX.

THE PIECE IS PULLED FULLY FORWARD TO FRONT BASE

LEFT

PIECE (E) SITS INTO SLOT ON FRONT PIECE FOLLOWING THE ANGLE WITH THE SHAPE OF PIECE (E) THE LEFT SIDE BRANCH JUST SITS ON (D) WITH THE BRANCH GOING TO THE REAR BETWEEN THE TWO PILLARS ON THE MAIN MATRIX.



SLOT TO THE SHAPE OF (E)



LEFT
 DRIFTWOOD PIECE (G),SITS AS SHOWN PIECE G HAS A ROUND CUT OUT TO THE REAR FRONT AND PIECE (D) HAS A LOCATING POINT ,THE CUT OUT FITS ONTO THE LOCATING POINT WITH THE BRANCH RUNNING TO THE REAR AND SLOTTING BETWEEN DRIFTWOOD PIECES (D) & (E),

LOCATION POINT ON PIECE (D) SEE PREVIOUS PICTURES

BELOW


PIECE (H) SITS AS SHOWN ONTO THE LOCATION POINT & BETWEEN DRIFTWOOD PIECES (E) & (F).TWISTING FULLY TO THE RIGHT UNTIL FIRMLY POSITIONED

BELOW

PIECE (J)IS FITTED ON TOP OF PIECE (E) DIRECTLY ONTO LOCATING POINTS

PIECE I HAS TWO HOLES TO FIT DIRECTLY ON TO LOCATING POINTS FULLY DOWN AND FIRMLY IN PLACE

LOCATION POINTS



BELOW

PIECE (I) FITS ON TOP OF PIECE(C) USING LOCATION POINT ON PIECE (C) AND HOLE IN PIECE (I).

ENSURING IT IS FULLY LOCATED AND SITTING FIRM IN POSITION RESTING ON PIECE (C) AND PIECE (D)

AS SHOWN BELOW



BELOW

SMALL PIECES (K) &(L) SIT AS SHOWN BELOW

WHEN ALL PIECES ARE FITTED THERE SHOULD BE LITTLE MOVEMENT OF ALL THE BOTTOM PIECES AND SOME SLIGHT MOVEMENT IF ANY ON THE TOP PIECES

OCCASIONALLY SMALL DEPOSITS OF SOOT MAY GATHER ON THE DRIFTWOOD PIECES,IF THIS HAPPENS PLEASE REMOVE WHEN COLD ,ALL THE PIECES DUST WITH A SOFT PAINTBRUSH AND REPLACE IN ORDER USING THIS ARRANGEMENT .

